
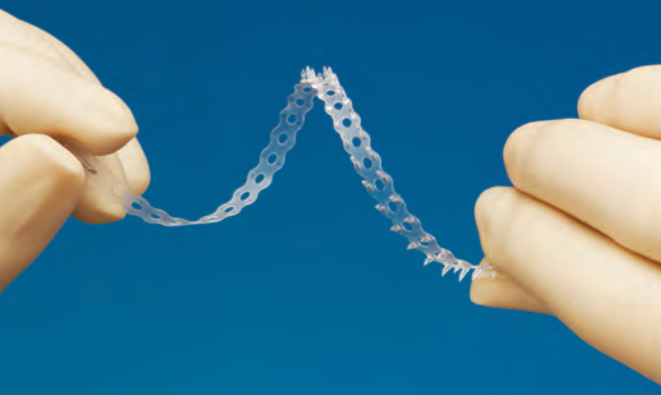


Minimally Invasive Facial Surgery

endotine[®]
ribbon



Modern Lower Face Rejuvenation . . .

With the ENDOTINE Ribbon, the choices are yours . . .



Minimally-Invasive or Open Surgical Approach. The Ribbon deploys quickly and easily in a neck lift, a jowl lift, or as part of a full face lift, via a tiny incision or a fully open procedure.

Adjustable Lift Vector and Degree of Lift. Choose your lift vector and degree of lift to suit the patient's needs and procedure. Vary vector and degree of lift instantaneously for dramatic intraoperative results and beautiful cervicomental definition.

Secure and Adjustable. The Ribbon's patented multipoint design greatly surpasses the fixation power of multiple traditional suture loops but can be easily repositioned for optimal correction.

Long or Short Device. You customize the Ribbon to the procedure and the patient's anatomy. Trim the fixation-area or the smooth-leash length to create the best dimension for an ideal surgical outcome.

Results and Patient Satisfaction. Unlike any other traditional method, the ENDOTINE Ribbon's combination of secure fixation and bioabsorbability lets nature's healing process proceed without residual fixation artifacts to detract from the results, leading to greater patient satisfaction!

Options

Flexibility

Results

Patient Satisfaction

The ENDOTINE Ribbon –
an indispensable instrument for your lower face success.



endotine®

ribbon

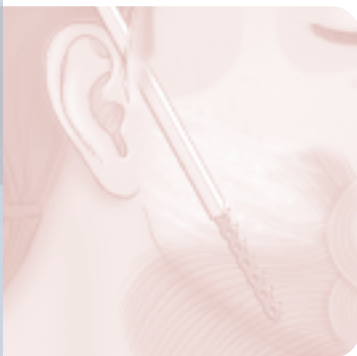
Lower Face and Neck Lifts That Last...

Sculpt the Jaw Line with Incomparable Ease and Predictability

Finally, a device and procedure that delivers the lasting results and patient satisfaction you need. Using patented multipoint fixation technology, the bioabsorbable ENDOTINE Ribbon™ implant offers unprecedented flexibility, with a variety of surgical approaches, lift vectors, degrees of lift, and ease of use.



JOWL LIFT

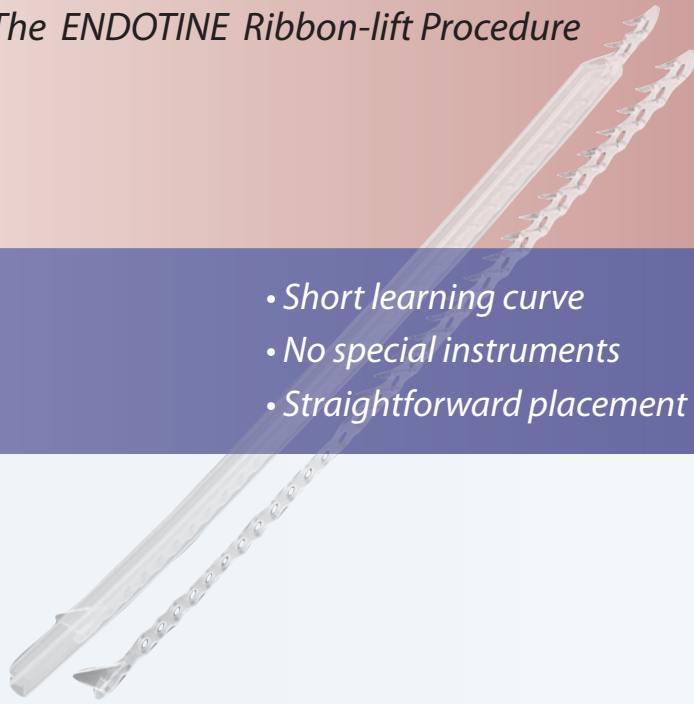


NECK LIFT



The ENDOTINE Ribbon-lift Procedure

- Short learning curve
- No special instruments
- Straightforward placement



SIX EASY STEPS:

1

INCISE

Make the appropriate incision.

2

DISSECT

Perform a complete release of the surgical plane.

3

DEPLOY

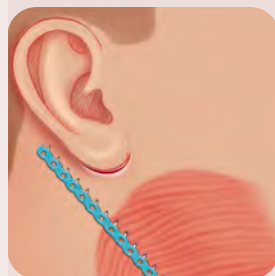
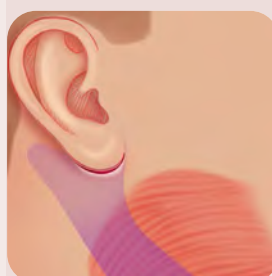
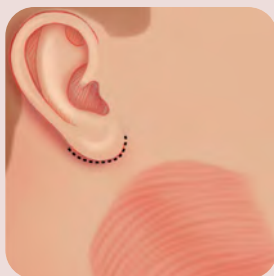
Deploy the Ribbon from its protective cover.

the ENDOTINE *Ribbon Lift Procedure for the Jowl*

For optimal results, device placement should follow full release of the surgical plane.



the ENDOTINE *Ribbon Lift Procedure for the Neck*



Revolutionary Evolution—Improve your fixation methodology and flexibility without changing your overall surgical approach.

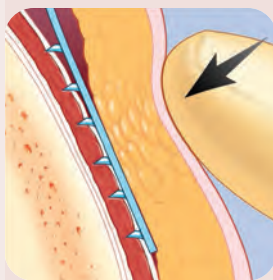
Self-Contained—The ENDOTINE Ribbon's protective cover doubles as its insertion device.

Simple and Quick—Using a minimally invasive approach, perform an entire procedure in minutes per side under local anesthesia.

4

ENGAGE

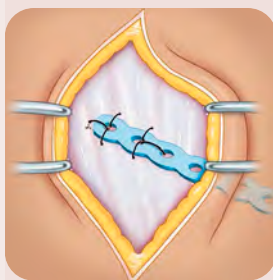
Engage the tissue and elevate to the desired position.



5

SECURE

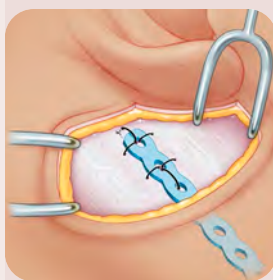
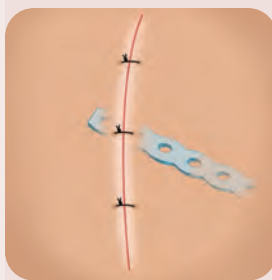
Secure the Ribbon with suture.



6

CLOSE

Close the incision and apply a compression dressing as appropriate.



Ordering Information



CAT#	PRODUCT NAME	PRODUCT DESCRIPTION	QUANTITY
13005	ENDOTINE Ribbon™	Bioabsorbable fixation device, 2.5mm tine height.	5 Pack
CFD-080-0177	ENDOTINE TransBleph™ 3.0	Bioabsorbable upper lid and brow fixation device, 3.0mm tine height. Includes disposable drill bit and insertion tool.	Single
CFD-080-0167	ENDOTINE TransBleph™ 3.5	Bioabsorbable upper lid and brow fixation device, 3.5mm tine height. Includes disposable drill bit and insertion tool.	Single
CFD-060-0197	ENDOTINE Midface™ ST 4.5	Bioabsorbable midface suspension device, 4.5mm tine height, fixes to soft tissue.	Single
CFD-020-0197	ENDOTINE Midface™ B 4.5	Bioabsorbable midface suspension device, 4.5mm tine height. Anchor screw fixes to bone.	Single
CFD-020-4320	ENDOTINE Midface™ B Instrument Kit	Clipper, drill bits, tap tool, installation tool and sterilization tray with lid.	Set
22202	ENDOTINE Forehead™ 3.0	Bioabsorbable brow fixation device, 3.0mm tine height.	2 Pack
22102	ENDOTINE Forehead™ 3.5	Bioabsorbable brow fixation device, 3.5mm tine height.	2 Pack
CFD-010-0167	ENDOTINE Forehead- <i>mini</i> ™ 3.0	Bioabsorbable brow fixation device 3.0mm tine height. Includes disposable drill bit and insertion tool.	Single
CFD-010-4320	ENDOTINE Forehead™ Instrument Kit	Insertion tool, drill bits and sterilization tray with lid.	Set
CFD-899-4000	Manual Surgical Drill	Manual surgical hand drill for use with ENDOTINE® implants.	Single
19005	SurgiWire™ Incisionless Dissector	Subcutaneous dissection device.	5 Pack



MicroAire Surgical Instruments, LLC

3590 Grand Forks Boulevard
 Charlottesville, Virginia 22911 USA
 800.722.0822
 +434.975.8000
www.Endotine.com