



EMEA Virtual Course – Correcting Ptotic Breast

Content of Professional Education Offering

FACULTY

Dr. Per Heden (Sweden)

CLINICAL SOLUTION

This course will focus on how to analyse and treat ptotic breast. Course consists of a combination of interactive lectures and pre-recorded live surgery to promote in-depth learning.

The participants are also encouraged to bring 1-2 slides describing their own case on which they would like to receive expert advice.

TECHNICAL SOLUTION

- MENTOR® CPG™, MENTOR® MemoryGel® and MENTOR® MemoryGel® Xtra Breast Implants


Learning Objective

- Advance understanding of proper patient measurements
- Improve patient communication about different surgical options
- Upgrade confidence performing different surgical approaches to correct ptotic breast

Target Group – Intermediate/ Expert


The ideal profile for the course participants is experienced plastic surgeons with at least 5 years in independent private practice who wish to refine patient measurements and advance surgical treatment options in cases of ptotic breast.


BREAST AUGMENTATION


 **Dates**
5 – 6 September
HCCL Number (TBC)


 **Times**
Day 1: 17:00 – 19:30 CET
Day 2: 17:00 – 19:30 CET

 **Location**
Virtual/ Stockholm, Sweden

 **Course Format**
Virtual Course

 **Max # Participants**
20

 **Fee**
Free of charge

 **Accredited**
No