


Stratafix™

STRATAFIX™ Knotless Tissue Control Device Portfolio Product Catalog

A versatile portfolio to meet your wound closure needs



ETHICON
PART OF THE *Johnson & Johnson* FAMILY OF COMPANIES

Shaping
the future
of surgery

The third-party trademarks used herein are trademarks of their respective owners.

STRATAFIX™ Knotless Tissue Control Devices


An unmatched portfolio to meet your wound closure needs

Multiple anchor designs and patterns provide more versatility and a unique combination of benefits¹⁻¹⁰

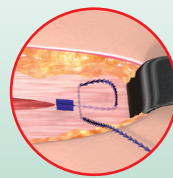
STRATAFIX™ Symmetric PDS™ Plus Knotless Tissue Control Device

The **only** knotless tissue device that provides strong, secure closure appropriate for high-tension areas such as **fascia**^{6,8,11*}

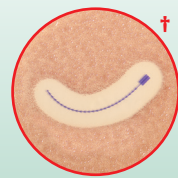
Symmetric



Pressed **symmetrical anchors** maintain the core of the device¹¹



Superior tissue-holding strength compared to PDS™ loop continuous technique, VICRYL® interrupted technique, and V-LOC™ 180⁶




† STRATAFIX Symmetric PDS Plus Device offers **Plus Antibacterial Technology**, shown in vitro to inhibit bacteria known to contribute to SSI¹²⁻¹⁴

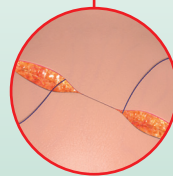
STRATAFIX™ Spiral Knotless Tissue Control Device

A broad range of **bidirectional** and **unidirectional** devices offers the **smooth glide** of a traditional suture¹⁻⁵

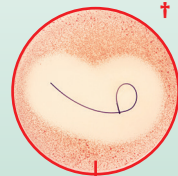
STRATAFIX Spiral Devices and STRATAFIX Spiral Devices with Plus Antibacterial Technology



Anchors formed within the core of the device in a **spiral** pattern¹⁵



Bidirectional design allows for management of tension from the middle



† Unidirectional design, **with Plus Antibacterial Technology**, has adjustable loop on end^{16-17†}

STRATAFIX™ Symmetric PDS™ Plus Knotless Tissue Control Device: Unidirectional

Delivers all the benefits of a knotless tissue control device, with greater wound closure strength than traditional running sutures of the same size and polymer.^{2,3,5,6,8-10}

- **Only Ethicon** offers a knotless tissue control device, with Plus Antibacterial Technology, that provides appropriate strength for closing high-tension areas, such as **fascia**^{6-11,16,17}
- **Superior tissue-holding strength** compared to looped PDS® Plus Antibacterial (polydioxanone) Suture continuous technique, Coated VICRYL® (polyglactin 910) Suture interrupted technique, and V-loc™ 180 Absorbable Wound Closure Device⁶
- Unidirectional design, **with Plus Antibacterial Technology** to address a known risk factor associated with SSIs¹¹⁻¹⁴











STRATAFIX Symmetric PDS Plus Device - Dyed


Needle	Length		4-0	3-0	2-0	0	1
	(in)	(cm)					
17 mm, 1/2 Circle Taper Point, RB-1	6	15		SXPP1A411 SXPP1A427			
	12	30					
19 mm, 3/8 Circle Reverse Cutting, PS-2	18	45		SXPP1A101			
24 mm, 3/8 Circle Reverse Cutting, PS-1	18	45		SXPP1A100			
36 mm, 1/2 Circle Reverse Cutting, OS-6	18	45				SXPP1A200 SXPP1A202	SXPP1A201 SXPP1A203
	24	60					
40 mm, 1/2 Circle Reverse Cutting, OS-8	24	60				SXPP1A204	SXPP1A205
26 mm, 1/2 Circle Taper Point, SH	6	15		SXPP1A413 SXPP1A428 SXPP1A410	SXPP1A414 SXPP1A421 SXPP1A431 SXPP1A409		
	9	23					
	12	30					
22 mm, 1/2 Circle Taper Point, SH-1	12	30				SXPP1A430	
	18	45					

*Refers to STRATAFIX Symmetric PDS Plus Device only.

†The petri dish image is for illustrative purposes only, zone of inhibition testing results can vary.

STRATAFIX™ Symmetric PDS™ Plus Knotless Tissue Control Device - Dyed (continued)

Needle		Length		4-0	3-0	2-0	0	1
		(in)	(cm)					
26 mm, 1/2 Circle Taper Point, CT-2		6	15			SXPP1A415		SXPP1A419
		9	23			SXPP1A422	SXPP1A446	
		18	45			SXPP1A408	SXPP1A407	
36 mm, 1/2 Circle Taper Point, CT-1		6	15			SXPP1A416	SXPP1A418	SXPP1A420
		9	23			SXPP1A423	SXPP1A425	
		12	30		SXPP1A429	SXPP1A432	SXPP1A433	SXPP1A435
		18	45		SXPP1A438	SXPP1A403	SXPP1A401	SXPP1A404
		24	60			SXPP1A439	SXPP1A440	SXPP1A443
40 mm, 1/2 Circle Taper Point, CT		12	30			SXPP1A412		
		18	45			SXPP1A406	SXPP1A405	
		24	60			SXPP1A441	SXPP1A444	
48 mm, 1/2 Circle Taper Point, CTX		12	30			SXPP1A434	SXPP1A436	
		18	45			SXPP1A402	SXPP1A400	
		24	60			SXPP1A442	SXPP1A445	
36 mm, 1/2 Circle Blunt Point, Ethiguard® Safety Needle, CTB-1		18	45					SXPP1A301
		24	60			SXPP1A303		SXPP1A304
48 mm, 1/2 Circle Blunt Point, Ethiguard® Safety Needle, CTXB		18	45			SXPP1A302	SXPP1A300	
		24	60			SXPP1A305	SXPP1A306	
26 mm, 5/8 Circle Taper Point, UR-6		6	15			SXPP1A417	SXPP1A447	
26 mm, 1/2 Circle Reverse Cutting, CP-2		18	45		SXPP1A437			
26 mm, 1/2 Circle TAPERCUT™, V-7		9	23			SXPP1A424		
36 mm, 1/2 Circle TAPERCUT™, V-34		9	23				SXPP1A426	










Suture size shown represents tensile strength. See IFU for additional information.

**STRATAFIX™ Spiral Knotless Tissue Control Device:
Unidirectional**

Provides added consistency and efficiency for skin and subcutaneous tissue where tension has been relieved by deeper closure.¹⁻⁵

- Closure begins at one end of an incision, for a familiar wound-closure technique¹⁶⁻¹⁷
- Adjustable fixation loop secures the device without the need for tying a knot¹⁶⁻¹⁷
- Suitable for organ closure when additional tension control is appropriate
- Offers Plus Antibacterial Technology to address a known risk factor associated with SSI^{12-14,16,17}

STRATAFIX™ Spiral MONOCRYL™ Plus Knotless Tissue Control Device - Undyed






Needle		Length		4-0	3-0	2-0	0	1
		(in)	(cm)					
26 mm, 1/2 Circle Taper Point, SH		6	15					SXMP1B408
		9	23			SXMP1B427		SXMP1B409
		12	30					SXMP1B410
		27	70	SXMP1B437	SXMP1B428			
36 mm, 1/2 Circle Taper Point, CT-1		6	15					SXMP1B411
		12	30					SXMP1B412
		18	45		SXMP1B429			SXMP1B413
		27	70					SXMP1B414
26 mm, 1/2 Circle Taper Point, CT-2		6	15					SXMP1B415
		12	30					SXMP1B416
		18	45					SXMP1B417
36 mm, 1/2 Circle Reverse Cutting, CP-1		27	70					SXMP1B419
26 mm, 1/2 Circle Reverse Cutting, CP-2		12	30					SXMP1B420
30 mm, 3/8 Circle Reverse Cutting, PSL		27	70					SXMP1B421
17 mm, 1/2 Circle Taper Point, RB-1		6	15	SXMP1B434	SXMP1B424			
		9	23		SXMP1B438			
		12	30	SXMP1B435	SXMP1B425			



Suture size shown represents tensile strength. See IFU for additional information.


STRATAFIX™ Spiral Knotless Tissue Control Device: Unidirectional

STRATAFIX™ Spiral MONOCRYL™ Plus Knotless Tissue Control Device - Undyed (continued)















Needle		Length		4-0	3-0	2-0	0	1
		(in)	(cm)					
24 mm, 3/8 Circle Reverse Cutting, PS-1		12	30	SXMP1B114	SXMP1B101			
		18	45	SXMP1B115	SXMP1B102			
		24	60		SXMP1B103			
		27	70	SXMP1B116	SXMP1B104			
19 mm, 3/8 Circle Reverse Cutting, PS-2		6	15		SXMP1B105			
		12	30	SXMP1B117	SXMP1B106			
		18	45	SXMP1B118	SXMP1B107			
		24	60		SXMP1B108			
26 mm, 3/8 Circle Reverse Cutting, PS		27	70	SXMP1B119	SXMP1B109			
		12	30		SXMP1B110			
		18	45		SXMP1B111			
19 mm, Straight Taper Point, ST-4		27	70		SXMP1B113			
		12	30		SXMP1B433			
16 mm, 1/2 Circle Reverse Cutting, PS-4		18	45	SXMP1B120				



STRATAFIX™ Spiral Polypropylene Knotless Tissue Control Device - Undyed


Needle		Length		4-0	3-0	2-0	0	1
		(in)	(cm)					
22 mm, 1/2 Circle Taper Point, SH-1		12	30			SXPL1B400		

STRATAFIX™ Spiral PDS™ Plus Knotless Tissue Control Device - Dyed

Needle		Length		4-0	3-0	2-0	0	1
		(in)	(cm)					
36 mm, 1/2 Circle Reverse Cutting, OS-6		18	45					SXPP1B201
		27	70					SXPP1B203
40 mm, 1/2 Circle Reverse Cutting, OS-8		27	70					SXPP1B204
		36 mm, 1/2 Circle Taper Point, MO-4	27	70				
36 mm, 1/2 Circle Taper Point, CT-1		6	15				SXPP1B409	SXPP1B406
		9	23				SXPP1B456	SXPP1B455
		12	30				SXPP1B410	SXPP1B450
		18	45				SXPP1B411	SXPP1B407
48 mm, 1/2 Circle Taper Point, CTX		27	70					SXPP1B429
		35	90					SXPP1B430
26 mm, 1/2 Circle Reverse Cutting, CP-2		18	45					SXPP1B431
								SXPP1B401
36 mm, 1/2 Circle TAPERCUT™, V-34		27	70					SXPP1B402
		9	23					SXPP1B403
26 mm, 1/2 Circle Taper Point, CT-2		12	30					SXPP1B202
		18	45					SXPP1B403
19 mm, Ski Taper Point, EN-S		9	23					SXPP1B458
		12	30					SXPP1B457
26 mm, 3/8 Circle Reverse Cutting, FS		27	70					SXPP1B404
		6	15					SXPP1B413
26 mm, 1/2 Circle Taper Point, SH		9	23					SXPP1B432
		12	30					SXPP1B432
		27	70					SXPP1B405
26 mm, 1/2 Circle Taper Point, SH		6	15					SXPP1B414
		9	23					SXPP1B425
		12	30					SXPP1B414
26 mm, 1/2 Circle Taper Point, SH		27	70					SXPP1B452
		6	15					SXPP1B420
		9	23					SXPP1B420
26 mm, 1/2 Circle Taper Point, SH		12	30					SXPP1B415
		27	70					SXPP1B415
		6	15					SXPP1B416
26 mm, 1/2 Circle Taper Point, SH		9	23					SXPP1B416
		12	30					SXPP1B417
		27	70					SXPP1B417

STRATAFIX™ Spiral PDS™ Plus Knotless Tissue Control Device - Dyed (continued)

Needle	Length		4-0	3-0	2-0	0	1
	(in)	(cm)					
22 mm, 1/2 Circle Taper Point, SH-1	9	23	SXPP1B454	SXPP1B453			
26 mm, 1/2 Circle TAPERCUT™, V-7	12	30			SXPP1B418		
26 mm, 5/8 Circle Taper Point, UR-6	12	30			SXPP1B419		
19 mm, 3/8 Circle Reverse Cutting, PS-2	6	15	SXPP1B111	SXPP1B103			
	12	30	SXPP1B112	SXPP1B104			
	18	45	SXPP1B113	SXPP1B105			
	27	70	SXPP1B114	SXPP1B106			
26 mm, 3/8 Circle Reverse Cutting, PS	12	30		SXPP1B107			
	18	45	SXPP1B118	SXPP1B108			
	27	70		SXPP1B109			
24 mm, 3/8 Circle Reverse Cutting, PS-1	18	45	SXPP1B116				
	24	60	SXPP1B117				
	27	70		SXPP1B110			
16 mm, 1/2 Circle Reverse Cutting, PS-4	18	45	SXPP1B119				
22 mm, 1/2 Circle Reverse Cutting, X-1	27	70		SXPP1B120			
17 mm, 1/2 Circle Taper Point, RB-1	6	15	SXPP1B427	SXPP1B422			
	12	30	SXPP1B428				
19 mm, Straight Taper Point, ST-4	6	15		SXPP1B424			



**STRATAFIX™ Spiral Knotless Tissue Control Device:
Bidirectional**

Allows for management of tension from the middle for control over tissue approximation in challenging conditions like non-linear incisions and larger open wounds.

- Secured with a backstitch or lateral stitch on both ends to finish
- 360-degree spiral anchor patterns¹⁵
- Bidirectional anchors start in the middle and move toward the needles on each end¹⁵

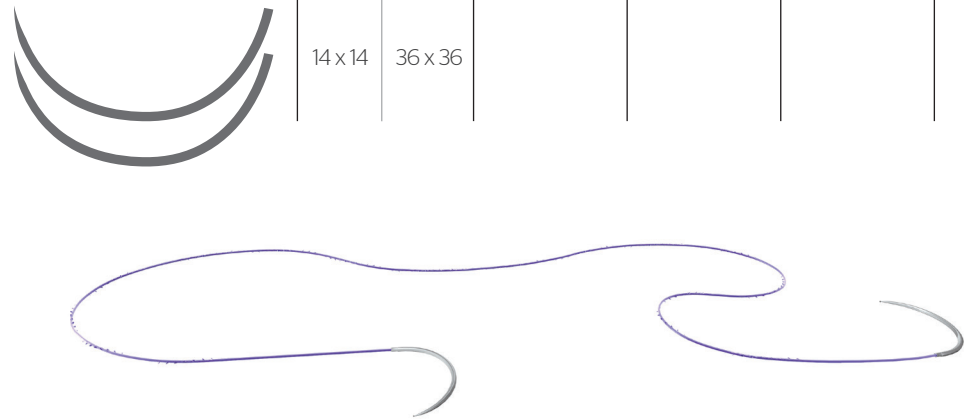
STRATAFIX™ Spiral PDO Knotless Tissue Control Device - Dyed

Needle	Length		5-0	4-0	3-0	2-0	0	1
	(in)	(cm)						
19 mm, 3/8 Circle Reverse Cutting, FS-2	3 x 3	7 x 7	SXPD2B421	SXPD2B422				
	5 x 5	14 x 14		SXPD2B423				
26 mm, 3/8 Circle Reverse Cutting, FS	5 x 5	14 x 14			SXPD2B417	SXPD2B418		
	9 x 9	23 x 23			SXPD2B419	SXPD2B420		
26 mm, 1/2 Circle Reverse Cutting, CP-2	9 x 9	23 x 23					SXPD2B415	SXPD2B416
36 mm, 1/2 Circle Reverse Cutting, OS-6	9 x 9	23 x 23						SXPD2B200
	12 x 12	30 x 30						SXPD2B201
40 mm, 1/2 Circle Reverse Cutting, OS-8	14 x 14	36 x 36						SXPD2B202
17 mm, 3/8 Circle Tapercut, V-4	9 x 9	23 x 23		SXPD2B426				
26 mm, 3/8 Circle Tapercut, V-26	5 x 5	14 x 14		SXPD2B425				
	9 x 9	23 x 23		SXPD2B424				
22 mm, 1/2 Circle Taper Point, CT-3	5 x 5	14 x 14					SXPD2B404	
26 mm, 1/2 Circle Taper Point, SH	4 x 4	10 x 10				SXPD2B413		
	5 x 5	14 x 14				SXPD2B414		

STRATAFIX™ Spiral Knotless Tissue Control Device: Bidirectional

STRATAFIX™ Spiral PDO Knotless Tissue Control Device - Dyed (continued)

Needle	Length		4-0	3-0	2-0	0	1
	(in)	(cm)					
36 mm, 1/2 Circle Taper Point, MH	3 x 3	7 x 7			SXPD2B406		
	5 x 5	14 x 14			SXPD2B407	SXPD2B409	
	9 x 9	23 x 23			SXPD2B408	SXPD2B410	
	12 x 12	30 x 30				SXPD2B411	
	14 x 14	36 x 36			SXPD2B412		
36 mm, 1/2 Circle Taper Point, CT-1	5 x 5	14 x 14					SXPD2B401
	9 x 9	23 x 23					SXPD2B402
36 mm, 1/2 Circle Taper Point, MO-4	12 x 12	30 x 30					SXPD2B403
	14 x 14	36 x 36					SXPD2B400
48 mm, 1/2 Circle Taper Point, CTX	14 x 14	36 x 36					SXPD2B405



STRATAFIX™ Spiral PGA-PCL Knotless Tissue Control Device - Undyed

Needle	Length		4-0	3-0	2-0	0	1
	(in)	(cm)					
19 mm, 3/8 Circle Reverse Cutting, FS-2	3 x 3	7 x 7	SXMD2B405	SXMD2B404			
	5 x 5	14 x 14	SXMD2B407	SXMD2B406			
	12 x 12	30 x 30	SXMD2B409	SXMD2B408			
24 mm, 3/8 Circle Reverse Cutting, FS-1	12 x 12	30 x 30	SXMD2B150*	SXMD2B410			
	5 x 5	14 x 14		SXMD2B411			
26 mm, 3/8 Circle Reverse Cutting, FS	12 x 12	30 x 30	SXMD2B413	SXMD2B412			
	5 x 5	14 x 14			SXMD2B414		
17 mm, 1/2 Circle Taper Point, RB-1	6 x 6	16 x 16	SXMD2B403	SXMD2B402			
	5 x 5	14 x 14			SXMD2B400		
36 mm, 1/2 Circle Taper Point, MH	14 x 14	36 x 36			SXMD2B401		

*Labeled as Ger PS-1.



STRATAFIX™ Spiral Polypropylene Knotless Tissue Control Device - Undyed

Needle	Length		4-0	3-0	2-0	0	1
	(in)	(cm)					
22 mm, 1/2 Circle Taper Point, CT-3	5 x 5	14 x 14				SXPL2B401	
36 mm, 1/2 Circle Taper Point, CT-1	9 x 9	23 x 23					SXPL2B400



A **versatile** knotless tissue control device portfolio

Tissue Type	Healing Time	STRATAFIX™ Symmetric PDS™ Plus Knotless Tissue Control Device	STRATAFIX™ Spiral MONOCRYL™ Plus Knotless Tissue Control Device	STRATAFIX™ Spiral PDS™ Plus Knotless Tissue Control Device	STRATAFIX™ Spiral Polypropylene Knotless Tissue Control Device
Skin (subcuticular)	1-2 weeks		✓		
Fat (subcutaneous)	1-2 weeks	✓	✓	✓	
Fascia	3+ weeks	✓			
Deep Tissue	4-6 weeks	✓		✓	
Organ	Varies	✓	✓	✓	✓

Delivering more security, more consistency, and more efficiency^{1-10*}

More Security - More strength¹ and security compared to interrupted suturing, without knot-related complications²⁻¹⁰

More Consistency - More consistent tension control and approximation during closure^{12,5*}

More Efficiency - More efficient than continuous or interrupted suturing^{1-5*}

Get more with STRATAFIX

Only Ethicon offers a knotless tissue control device, with Plus Antibacterial Technology, that provides appropriate strength for closing high-tension areas, such as **fascia**^{6-11,16,17†}

†Refers to STRATAFIX Symmetric PDS Plus Device only.

For more information contact your Ethicon representative, visit Ethicon.com, or call 1-800-255-2500.

For complete indications, contraindications, warnings, precautions, and adverse reactions, please reference full package insert.

*Compared to traditional sutures.

References: **1.** Moran ME, Marsh C, Perrotti M. Bidirectional-barbed sutured knotless running anastomosis v classic Van Velthoven suturing in a model system. *J Endourol.* 2007;21(10):1175-1178. **2.** Vakil JJ, O'Reilly MP, Sutter EG, Mears SC, Belkoff SM, Khanuja HS. Knee arthroscopy repair with a continuous barbed suture: a biomechanical study. *J Arthroplasty.* 2011;26(5):710-713. **3.** Eickmann T, Quane E. Total knee arthroplasty closure with barbed sutures. *J Knee Surg.* 2010;23(3):163-167. **4.** Einarsson JI, Chavan NR, Suzuki Y, Jonsdottir G, Vellinga TT, Greenberg JA. Use of bidirectional barbed suture in laparoscopic myomectomy: evaluation of perioperative outcomes, safety, and efficacy. *J Minim Invasive Gynecol.* 2011;18(1):92-95. **5.** Levine BR, Ting N, Della Valle CJ. Use of a barbed suture in the closure of hip and knee arthroplasty wounds. *Orthopedics.* 2011;34(9):e473-e475. doi: 10.3928/01477447-20110714-35. **6.** 100326296: Time Zero Tissue Holding - Competitive Claims Comparisons for STRATAFIX Knotless Tissue Control Devices vs Various Products. 2015. Ethicon, Inc. **7.** Ethicon study AST-2012-0331. Tissue gapping under tension of porcine cadaveric skin incisions closed with Stratafix Spiral in comparison to Monocryl in both interrupted and continuous stitching patterns. Approved on August 24, 2012. Ethicon, Inc. **8.** Performance Testing of STRATAFIX SYMMETRIC PDS PLUS Size 0 & 1 Devices - Initiation Strength in Porcine Tissue. AST-2013-0603. April 15, 2014. Ethicon, Inc. **9.** Ethicon Performance Evaluation Memo AST-2012-0510. Performance Testing of STRATAFIX Symmetric Size 2-0 suture device for Tissue Holding Strength with an Incision Defect to Measure Gapping. Dated December 3, 2012. Ethicon, Inc. **10.** AST-2013-0056 Performance Testing of STRATAFIX Symmetric PDS Size 2-0 suture device for Tissue Holding Strength with Multiple Incision Defects to Measure Gapping. April 4, 2013. Ethicon, Inc. **11.** STRATAFIX™ Symmetric PDS™ Plus Knotless Tissue Control Device. [Instructions for Use]. Ethicon, Inc. Rev. LAB100234509v1. **12.** Ming X, Rothenburger S, Yang D. In vitro antibacterial efficacy of Monocryl Plus Antibacterial Suture (poliglecaprone 25 with triclosan). *Surg Infect (Larchmt).* 2007;8(2):201-207. **13.** Ming X, Rothenburger S, Nichols MM. In vivo and in vitro antibacterial efficacy of PDS Plus (polydioxanone with triclosan) suture. *Surg Infect (Larchmt).* 2008;9(4):451-457. **14.** Rothenburger S, Spangler D, Bhende S, Burkley D. In vitro antimicrobial evaluation of coated Vicryl Plus Antibacterial Suture (coated polyglactin 910 with triclosan) using zone of inhibition assays. *Surg Infect (Larchmt).* 2002;3 (suppl):S79-S87. **15.** STRATAFIX Spiral Unidirectional CAD Drawings. Ethicon, Inc. **16.** STRATAFIX™ Spiral MONOCRYL™ Plus Knotless Tissue Control Device. [Instructions for Use]. Ethicon, Inc. Rev. LAB100217233v1. **17.** STRATAFIX™ Spiral PDS™ Plus Knotless Tissue Control Device. [Instructions for Use]. Ethicon, Inc. Rev. LAB100217233v1.

ETHICON
PART OF THE *Johnson & Johnson* FAMILY OF COMPANIES

Shaping
the future
of surgery

©2018 Ethicon US, LLC. 035860-180716